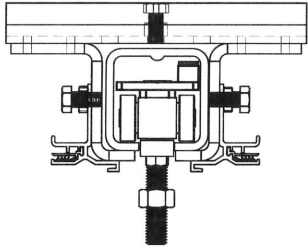


CURRENT HUF COR TRACK SYSTEMS

OMNI

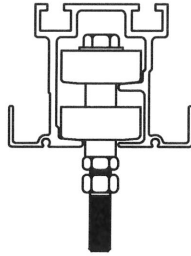
11L TRK.

1400 LBS./PANEL
700 LBS./CARRIER
TRK. P/N 15-115 (120")
DWG. NO. A-3614



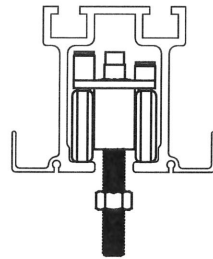
26 TRK.

500 LBS./PANEL
250 LBS./CARRIER
TRK. P/N 10-044
DWG. NO. A2-3143



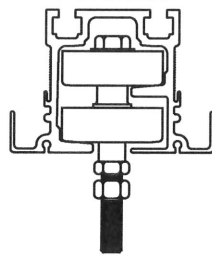
28 TRK.

1200 LBS./PANEL
600 LBS./CARRIER
TRK. P/N 10-493
DWG. NO. L-2468



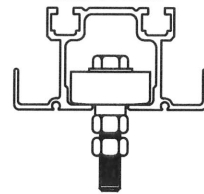
36 TRK.

1000 LBS./PANEL
500 LBS./CARRIER
TRK. P/N 10-037
DWG. NO. A3-2325



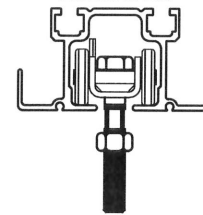
38 TRACK SLIDER

400 LBS./PANEL
200 LBS./CARRIER
TRK. P/N 10-038
DWG. NO. A2-2425



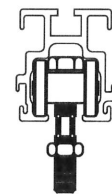
38 TRACK DIVERT

600 LBS./PANEL
300 LBS./CARRIER
TRK. P/N 10-038
DWG. NO. A2-2425



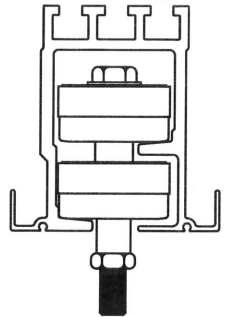
46 TRK.

800 LBS./PANEL
400 LBS./CARRIER
TRK. P/N DJ-265
DWG. NO. DJ-265



57 TRK.

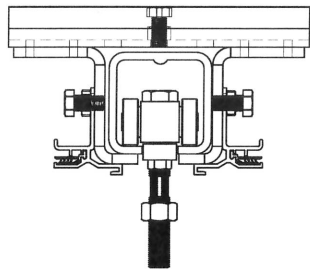
1500 LBS./PANEL
750 LBS./CARRIER
TRK. P/N 10-003
DWG. NO. A2-3083



PAIRED PANEL

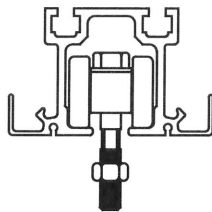
11L TRK.

900 LBS./PANEL/CARRIER
TRK. P/N 15-115
DWG. #A-3630



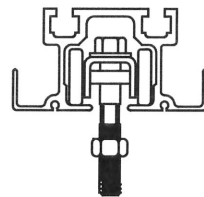
40 TRK.

900 LBS./PANEL/CARRIER
TRK. P/N 10-040
DWG. #A3-2140



38 TRK.

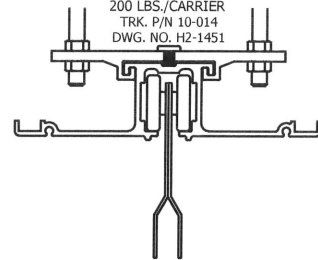
400 LBS./PANEL/CARRIER
TRK. P/N 10-038
DWG. #A2-2425



ACCORDION

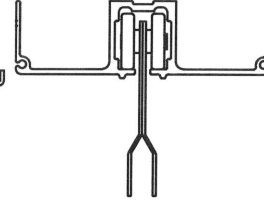
15 TRK.

200 LBS./CARRIER
TRK. P/N 10-014
DWG. NO. H2-1451



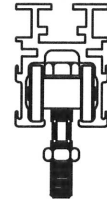
18 TRK.

200 LBS./CARRIER
TRK. P/N 10-025
DWG. NO. H2-1101



45 TRK.

400 LBS./CARRIER
TRK. P/N 10-068
DWG. NO. A2-0277



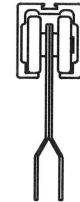
50 TRK.

26 LBS. - 2 WHEEL
TRK. P/N 10-058
DWG. NO. H1-1421



71 TRK.

200 LBS./CARRIER
TRK. P/N 10-005
DWG. NO. H2-0358

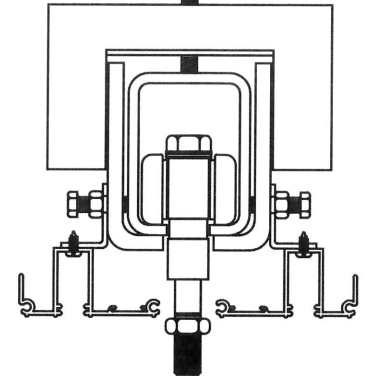


OMNI, PAIRED OR ELECTRIC

11 TRK.

OMNI: 3000 LBS./PANEL, 1500 LBS./CARRIER
PAIRED OR ELECTRIC: 1500 LBS./PANEL/CARRIER

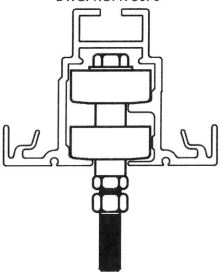
TRK. P/N 15-099 DWG. NO. J2-1563



UNISPAN

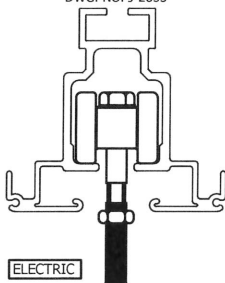
U926

#26 CARRIER
100 LBS./LINEAR FT.
TRK. P/N 11-344
DWG. NO. K-3670



U942

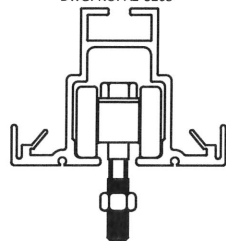
#42 CARRIER
100 LBS./LINEAR FT.
TRK. P/N 11-475
DWG. NO. J-2835



ELECTRIC

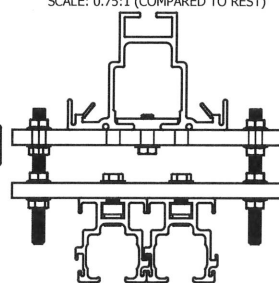
U900

#40 CARRIER
100 LBS./LINEAR FT.
TRK. P/N 10-066
DWG. NO. A2-3265



U946

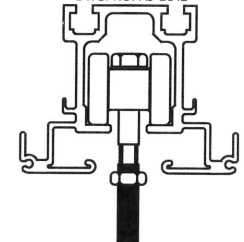
2 THRU 5 TRACKS AVAILABLE
100 LBS./LINEAR FT.
TRK. P/N 10-066 W/ DJ-465
SCALE: 0.75:1 (COMPARED TO REST)



ELECTRIC

42 TRK.

900 LBS./PANEL/CARRIER
TRK. P/N 10-042
DWG. NO. A3-2142



P/N 65-780
#61 CHNL - NARROW, #50 TRK
H2-1429

